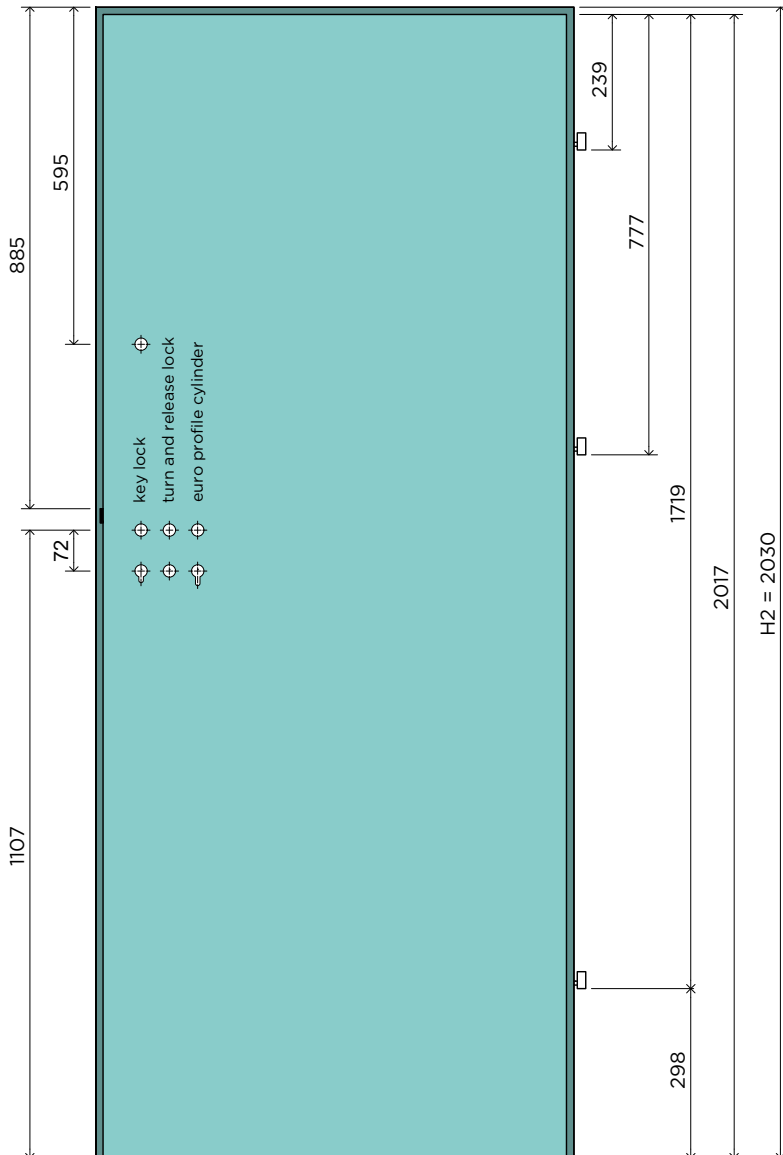


REBATED DOOR LEAF



HINT

Dimensions given are for standard products. When ordering a door with a non-standard height, because the leaf is shortened or lengthened only from below, please check the option 'change of lock and lower hinge positions' so that the handle and hinges are at the required height.



Width	Door leaf rebate width S1	Total width of door leaf S2
"60"	618	644
"70"	718	744
"80"	818	844
"90"	918	944
"100"	1018	1044
"110"	1118	1144



Standard rebated door leaf, rebate 26

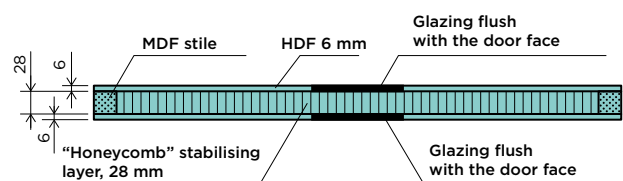


Non-standard rebated door leaf, rebate 20 **OPTIONAL**

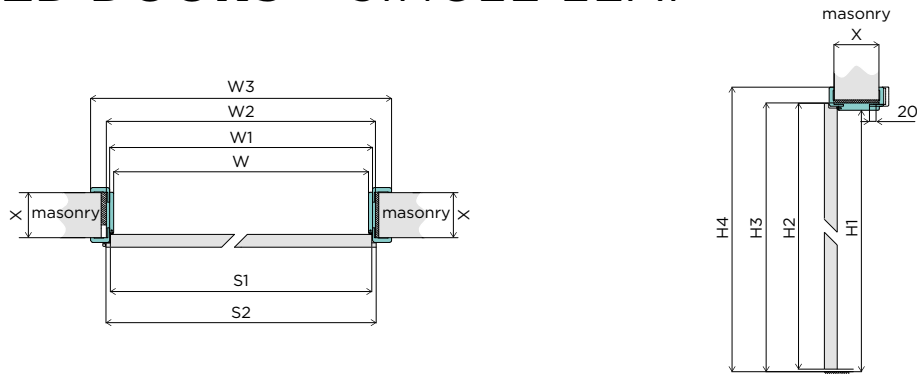
DOOR LEAF THICKNESS

BRILLIANT	X = 40
ELEGANTE	X = 38
PRESTIGE	X = 38
BASIC	X = 40
SILENZIO 29	X = 40
SOLID PLUS, SILENZIO 32/31	X = 46
SILENZIO HAL 32	X = 50
FIRE RATED SILENZIO HAL 32 EI30	X = 50
FIRE RATED SILENZIO HAL 32 EI60	X = 60
SILENZIO 43/42	X = 57
SILENZIO 46	X = 67

BASIC ASTORIA DOOR LEAF SECTION VIEW



REBATED DOORS - SINGLE LEAF



Door frame	Width	W	W1	W2	W3 60/80/100*	S1	S2	H1	H2	H3	H4 60/80/100*	W0	H0	
Fixed timber 44	"60"	602	626	690	-	618	644	2017	2030	2061	-	710	2075	
	"70"	702	726	790	-	718	744					810		
	"80"	802	826	890	-	818	844					910		
	"90"	902	926	990	-	918	944					1010		
	"100"	1002	1026	1090	-	1018	1044					1110		
Fixed timber 54	"60"	600	626	708	-	618	644	2017	2030	SILENZIO 46/43/42: 2035	2071	-	730	2081
	"70"	700	726	808	-	718	744						830	
	"80"	800	826	908	-	818	844						930	
	"90"	900	926	1008	-	918	944						1030	
	"100"	1000	1026	1108	-	1018	1044						1130	
Fixed: MDF	"60"	605	626	693	-	618	644	2019	2030	2063	-	710	2075	
	"70"	705	726	793	-	718	744					810		
	"80"	805	826	893	-	818	844					910		
	"90"	905	926	993	-	918	944					1010		
	"100"	1005	1026	1093	-	1018	1044					1110		
STEEL FRAME ZOS CASING	"60"	570	626	594	736	618	644	2000	2030	2012	2083	594-600	2015	
	"70"	670	726	694	836	718	744					694-700		
	"80"	770	826	794	936	818	844					794-800		
	"90"	870	926	894	1036	918	944					894-900		
	"100"	970	1026	994	1136	1018	1044					994-1000		
Adjustable DIN, DUALE	"60"	603	626	647	745/785/825	618	644	2017	2030	2039	2088/2108/2128	687	2055	
	"70"	703	726	747	845/885/925	718	744					787		
	"80"	803	826	847	945/985/1025	818	844					887		
	"90"	903	926	947	1045/1085/1125	918	944					987		
	"100"	1003	1026	1047	1145/1185/1225	1018	1044					1087		
"110"	1103	1126	1147	1245/1285/1325	1118	1144	1187							

Door frame	Width	W	W1	W2	W4	W5	S1	S2	H1	H2	H3	H5	H6	W0	H0	
SOLID PLUS Adjustable timber 54	"60"	602	626	710	815	786	618	644	2017	2030	2071	2123	2109	730	2081	
	"70"	702	726	810	915	886	718	744						830		
	"80"	802	826	910	1015	986	818	844						930		
	"90"	902	926	1010	1115	1086	918	944						1030		
	"100"	1002	1026	1110	1215	1186	1018	1044						1130		
SILENZIO Adjustable timber 54	"60"	600	626	708	813	784	618	644	2017	2030	SILENZIO 46/43/42: 2035	2071	2123	2109	730	2081
	"70"	700	726	808	913	884	718	744							830	
	"80"	800	826	908	1013	984	818	844							930	
	"90"	900	926	1008	1113	1084	918	944							1030	
	"100"	1000	1026	1108	1213	1184	1018	1044							1130	
"110"	1100	1126	1208	1313	1284	1118	1144	1230								

Each additional width increases the dimensions of the door leaf and frame by 100 mm and is subject to a surcharge for a double-door frame.

KEY

- W - Door frame clear width
- W1 - Door frame rebate width
- W2 - Door frame outer width
- W3 - Door frame width with architraves (*for DIN frames, the width with 60 mm, 80 mm and 100 mm architraves)
- W4 - frame width with 60 mm architraves on the fixed angle profile side
- W5 - frame width with 60 mm architraves on the adjustable angle profile side
- S1 - Door leaf rebate width
- S2 - Overall door leaf width
- H1 - Door frame clear height
- H2 - Door leaf height
- H3 - Door frame outer height
- H4 - Door frame outer height with architraves (*for DIN frames, the height with 60 mm, 80 mm and 100 mm architraves)
- H5 - frame width with 60 mm architraves on the fixed angle profile side
- H6 - frame width with 60 mm architraves on the adjustable angle profile side
- W0 - Suggested installation opening width
- H0 - Suggested installation opening height